



EAST WEST BANK

Business Online Banking User Guide

First Time Login

August 2024

Contents

Supported Operating Systems and Web Browsers.....	3
IBM Security® Trusteer Rapport®	3
Login Page	4
Change Password	4
Establish Security Questions.....	6
Forgot Password Feature	9

Supported Operating Systems and Web Browsers

Review the supported browser versions below and consider an update if necessary:

Windows Operating Systems: Windows 8, 8.1, & 10

MAC OS X: From Mountain Lion (10.8) to El Capitan (10.11)

Browsers:

- Google Chrome 71.x
- Internet Explorer 11 (Compatibility Mode is not supported)
- Microsoft Edge
- Mozilla Firefox 64.x
- Safari 5.1.7 (Windows)
- Safari 10.9.2 (MAC)

IBM Security® Trusteer Rapport®

Trusteer Rapport is a lightweight software that protects your computer against financial malware. When you first log into businessBridge®Premier or businessBridge®Essentials, a message will appear asking you to download Trusteer Rapport.

Highlights and benefits of Trusteer Rapport Software:

- Helps protect against financial malware
- Safeguards user's online banking identity and login credentials
- Removes certain malware from your computer
- At no cost to you
- Must be downloaded on every computer that is used for online banking



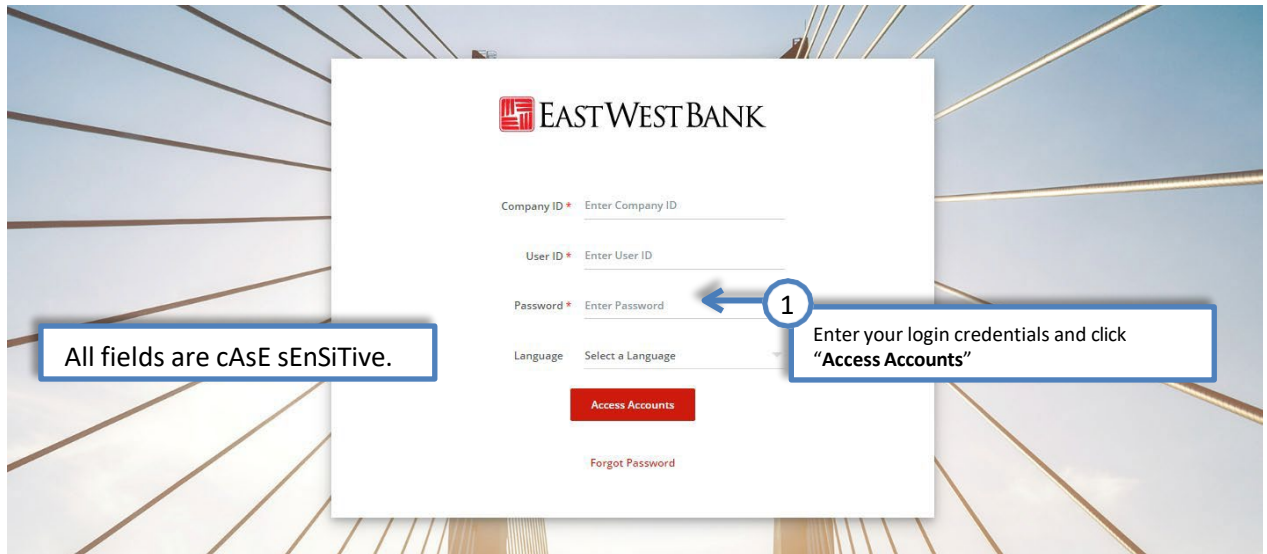
Please note: Image may update periodically. This message will continue to prompt until you have successfully downloaded and installed Trusteer Rapport into the computer that is utilized to access the system.

Login Page

You will need to enter your Company ID, User ID, and Password.

- Company administrators' credentials are provided by the bank.
- User Administrators create and maintain their company's users' access. Please connect with your company administrator for additional information regarding your credentials.

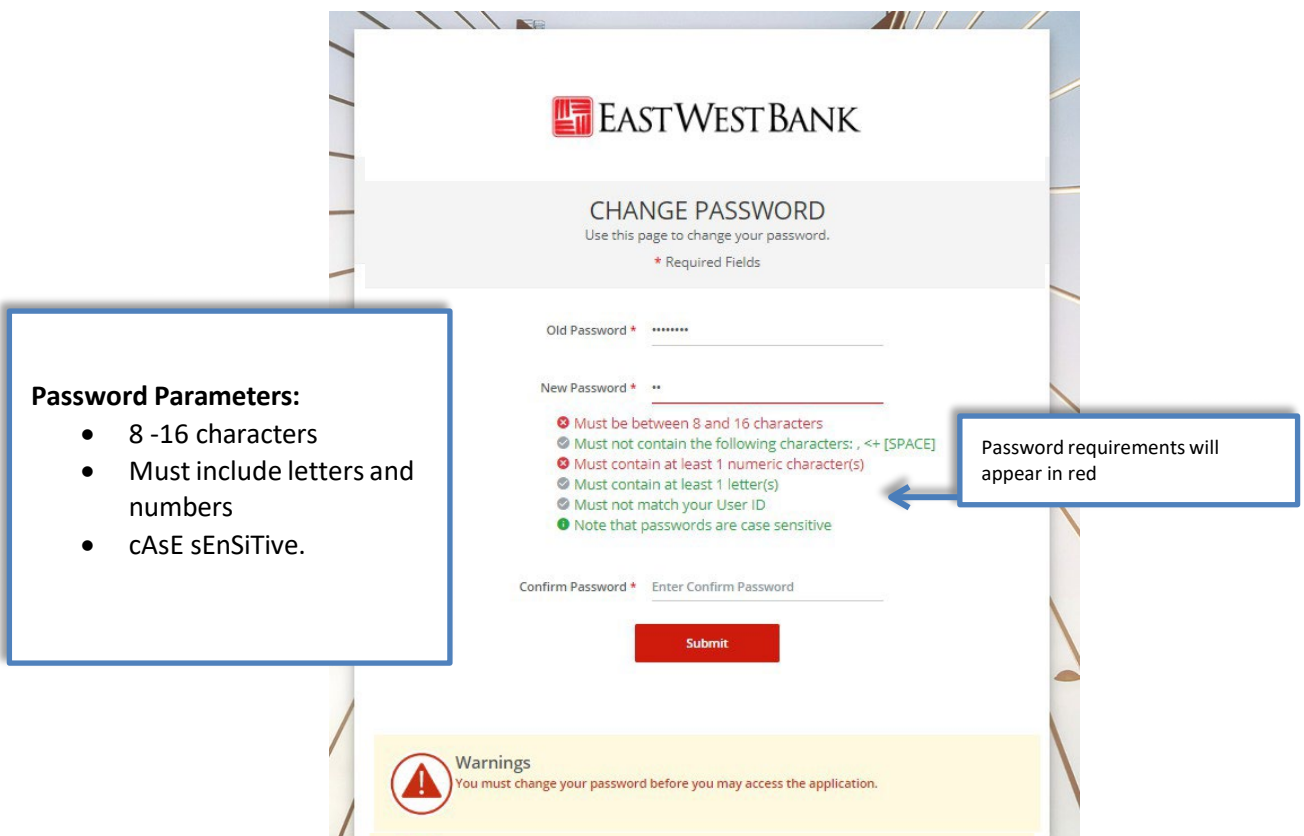
Please note: Temporary passwords are only valid for 14 calendar days. If you are accessing the system after the allowed time, please reach out to your company administrators to reset your password.



The screenshot shows the EastWest Bank login page. It features the bank's logo at the top, followed by input fields for Company ID, User ID, and Password. A red button labeled "Access Accounts" is at the bottom. A blue callout box with the number "1" points to the Password field, containing the text "Enter your login credentials and click 'Access Accounts'". Another blue callout box points to the input fields, stating "All fields are cAsE sEnSiTive."

Change Password

Enter the temporary password in the Old Password field. As you enter your new password, the requirement will turn from red to green as you fulfill the respective requirement




The screenshot shows the EastWest Bank "CHANGE PASSWORD" page. It includes fields for Old Password, New Password, and Confirm Password. A red button labeled "Submit" is at the bottom. A list of password requirements is shown next to the New Password field, with some items in red and others in green. A blue callout box points to this list, stating "Password requirements will appear in red". Another blue callout box points to the New Password field, stating "All fields are cAsE sEnSiTive."

Password Parameters:

- 8 -16 characters
- Must include letters and numbers
- cAsE sEnSiTive.

Warnings
You must change your password before you may access the application.

Enter your new password in the New Password field until all the requirements are met.
Enter your new password again in the Confirm Password field.
Click Submit.

 **EAST WEST BANK**


CHANGE PASSWORD
Use this page to change your password.
* Required Fields

Old Password *

New Password *

- ✔ Must be between 8 and 16 characters
- ✔ Must not contain the following characters: , <+ [SPACE]
- ✔ Must contain at least 1 numeric character(s)
- ✔ Must contain at least 1 letter(s)
- ✔ Must not match your User ID
- ✔ Note that passwords are case sensitive

Confirm Password *

Warnings
 You must change your password before you may access the application.

Set your new password and click "Submit"

Establish Security Questions

If you ever need to use the “Forget Password” function located on the Login screen, you will be prompted with one of these questions. In addition, these questions help add an additional layer of authentication and security to the online banking system.

EASTWEST BANK

ESTABLISH CHALLENGE QUESTIONS & ANSWERS
Select three questions and enter an answer for each
* Required Fields

Question 1 * What was the name of your first pet?

Answer 1 *

Question 2 * At what age did you earn your first pay?

Answer 2 *

Question 3 * What was your boss's first name at your first job?

Answer 3 *

3 Select your challenge questions and provide your answers. Click “Continue” to proceed.

EASTWEST BANK


PREVIEW CHALLENGE QUESTIONS & ANSWERS
Review question and answers

Question 1 What was the name of your first pet?
Answer 1 rover

Question 2 At what age did you earn your first pay?
Answer 2 18

Question 3 What was your boss's first name at your first job?
Answer 3 annie

4 Confirm your answers and click “Submit”.



PREVIEW CHALLENGE QUESTIONS & ANSWERS

Review question and answers

Question 1 What was the name of your first pet?


Answer 1 rover

Question 2 At what age did you earn your first pay?

Answer 2 18

Question 3 What was your boss's first name at your first job?


Answer 3 annie



Successful Submit
You have successfully set up your authentication credentials.
Click Continue to access your account.

Continue

4 Click "Continue".



CREATE AUTHENTICATION CREDENTIALS

Define personal identification information used to confirm your identity when you log on.

* Required Fields

Challenge Questions and Answers

To define an answer, you can use from 2 to 50 alphanumeric characters, including spaces. The answer cannot include symbols.

Question 1 * Please Select Question

Answer 1 * Enter Answer

Question 2 * Please Select Question


Answer 2 * Enter Answer

Question 3 * Please Select Question

Answer 3 * Enter Answer

Cancel Continue

5 Select your authentication questions and provide your answers. Click "Continue" to



ESTABLISH CHALLENGE QUESTIONS & ANSWERS

Select three questions and enter an answer for each

* Required Fields

Question 1 * What was the name of your first pet? ▾

Answer 1 *


Question 2 * At what age did you earn your first pay? ▾

Answer 2 *

Question 3 * What was your boss's first name at your first job? ▾

Answer 3 *

3 Select your challenge questions and provide your answers. Click "Continue" to proceed.



PREVIEW CHALLENGE QUESTIONS & ANSWERS

Review question and answers

Question 1 What was the name of your first pet?

Answer 1 rover

Question 2 At what age did you earn your first pay?

Answer 2 18

Question 3 What was your boss's first name at your first job?

Answer 3 annie

4 Confirm your answers and click "Submit".

Please note: Displayed options may vary depending on your company's enrolled services and individual user's access.

Last Login: 07/10/2019 - 08:33 (Pacific Daylight Time) Alerts **2** Approvals **0** | Log Off

businessBridge® Premier EAST WEST BANK

WELCOME,

DASHBOARD ACCOUNTS PAYMENTS TRANSFERS CHECK SERVICES REPORTS ADMINISTRATION OTHER SERVICES

DASHBOARD + Manage Widgets Restore Refresh ? Help

ACCOUNT BALANCES All Accounts

Checking ▲	Ledger Balance ▲	Accessible Balance * ▲	Actions
QWERTY Trade	No Information	No Information	☑
QWERTY Operations	1,490,133.74 USD As Of 07/10/2019 08:37	1,490,133.74 USD As Of 07/10/2019 08:37	☑
QWERTY Payroll	2,033,613.66 USD As Of 07/10/2019 08:37	2,033,613.66 USD As Of 07/10/2019 08:37	☑
QWERTY Residual	4,768,748.02 USD As Of 07/10/2019 08:37	4,768,748.02 USD As Of 07/10/2019 08:37	☑
QWERTY In Clearing	250,066.81 USD As Of 07/10/2019 08:37	250,066.81 USD As Of 07/10/2019 08:37	☑
QWERTY Operations for Store#2	498,955.14 USD As Of 07/10/2019 08:37	498,955.14 USD As Of 07/10/2019 08:37	☑

BALANCES CHART

As Of 7/10/19 - 8:44 AM

QWERTY O...	84.16%
QWERTY O...	3.17%
QWERTY P...	9.50%
QWERTY R...	3.17%

QUICK TRANSFER

Step 1 of 2 Enter Information

From: Select an Account

To: Select an Account

Amount: Enter Amount

Clear Next

SPECIAL REPORTS

Report Name ▲	Date / Time
Inclearing Report	06/17/2019 16:40
Trade Incoming Collections Outstanding Report	04/01/2019 10:51

SHORTCUTS

- Create Payment >
- Create Transfer >
- Manage Stop Payments >
- Manage Users >

Forgot Password Feature

Once you have established your security questions during your initial login process, you can use the Forgot Password option to reset your password. Click Forgot Password.

EAST WEST BANK

Company ID * Enter Company ID

User ID * Enter User ID

Password * Enter Password

Language Select a Language

Access Accounts

[Forgot Password](#)

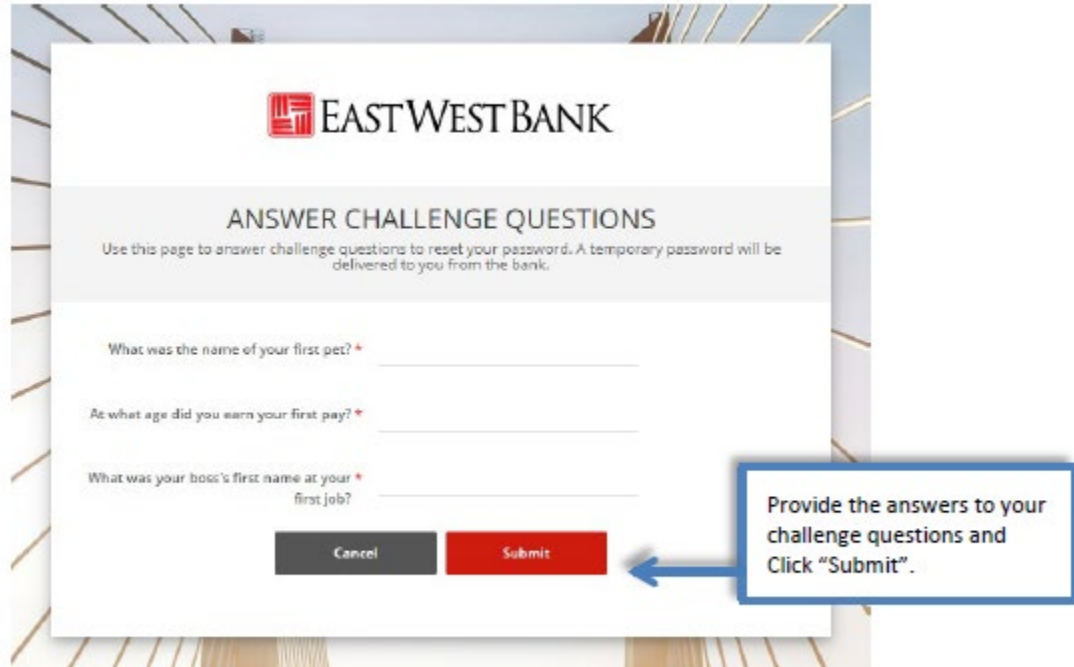
Click Forgot Password

US Customers, for assistance please contact GTS Customer Service:
Monday - Friday, 6:00 a.m. to 7:00 p.m. Pacific Time
US Toll Free 1.888.761.3967, International 1.626.371.8035

US Customers in Greater China, please contact GTS Customer Service:
Monday - Friday 7:00 a.m. to 5:30 p.m. China Time
China Toll-free: 400.069.2676; Hong Kong Toll-free: 800.931.454

Hong Kong Branch Customers only
Monday - Friday, 9:00 a.m. to 5:30 p.m. Hong Kong Time
Call: (852)2218.9010, or Email HKonlinebanking@EastWestBank.com

Enter the answers to your already established Challenge questions.
Click Submit.



The image shows a screenshot of the EastWest Bank 'ANSWER CHALLENGE QUESTIONS' form. The form is white with a red EastWest Bank logo at the top. Below the logo, the title 'ANSWER CHALLENGE QUESTIONS' is centered. A sub-header reads: 'Use this page to answer challenge questions to reset your password. A temporary password will be delivered to you from the bank.' The form contains three text input fields with red asterisks indicating required fields. The first field is labeled 'What was the name of your first pet?'. The second field is labeled 'At what age did you earn your first pay?'. The third field is labeled 'What was your boss's first name at your first job?'. At the bottom of the form are two buttons: a grey 'Cancel' button and a red 'Submit' button. A blue callout box with a blue arrow pointing to the 'Submit' button contains the text: 'Provide the answers to your challenge questions and Click "Submit".'

A temporary password will be emailed to you. Follow the Change Password instructions.